

Acute DG3000 Data Generator

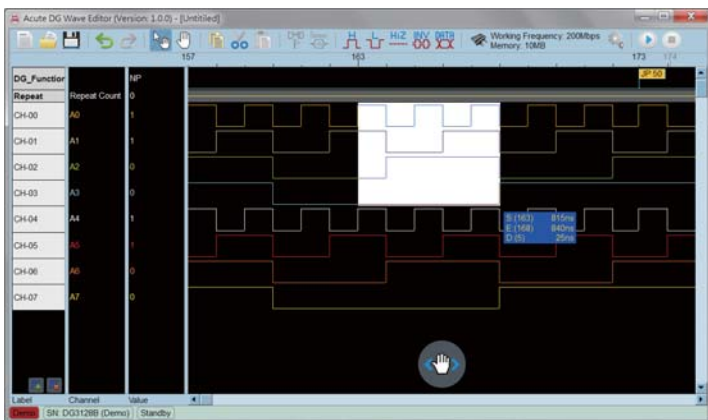


270 x 175 x 55 (mm³)

- USB 3.0 interface, 12V power adaptor
- Channels : 112 Max. (Data Output), 16 (Event Input)
- Data rate : 400Mbps @Ch (Max.)
- Memory : 256Mb/ch
- Clock Range : 1Hz ~ 400MHz (6 digits)
- Probe output : 0.8V ~ 5.0V (0.1V resolution) and Hi-Z
- Phase tuning between channels
- Default pattern : I²C, MIPI I3C, MIPI RFFE, PMBus, PWM, SPI, Sync / Async-Counter, ...
- User pattern : Direct draw, Acute-LA / VCD, CSV (MIPI I3C, MIPI RFFE), ...

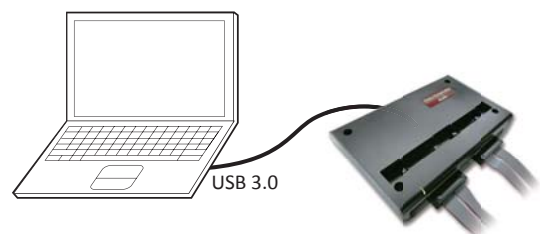
Model	Data Channel	Event Channel	Pattern Depth
DG3064B	48	16	256Mb/ch
DG3096B	80	16	256Mb/ch
DG3128B	112	16	256Mb/ch

Software Window



System Requirements

- USB 3.0 port
- Win 7, Win 8, Win 10 (64 bit), Win 11
- PC RAM 16GB (recommended) or 8GB at least



Acute[®]

PC-based T&M Instruments

Acute Technology Inc.

Tel: +886-2-2999-3275 E-mail: service@acute.com.tw <http://www.acute.com.tw>









DG3000 series

Model	DG3064B		DG3096B	DG3128B	
Power	Power Source	12V Power adapter			
	Static Power Dissipation	9W	12W	18W	
	Max Power Dissipation	24W	30W	36W	
Hardware Interface		USB 3.0			
Number of Output Channels		48	80	112	
Memory	Pattern Depth/ch	256Mb			
Data Rate		400Mbps @Ch (Max.)			
Operation Clock System	Internal	Range	1Hz ~ 400MHz		
		Resolution	6 digits		
	External	Clock Range	<200MHz		
		Input Channels	1 Channel (TTL3.3V)		
Data Flow Control		Loop, Jump, Hold, Wait for Event			
Period Jitter	Clock	<200ps			
	Channel	<200ps			
Event	Internal	Channel	Hot Key		
		Mode	16		
	External	Mode	Logic AND / Logic OR		
		Threshold	-0.5V ~ 4.5V		
Phase Tuning Delayed	Channels	All			
	Time	> 300Mbps : No, < 300Mbps : 8 Phases from 0 to 1UI			
Temperature	Operating / Storage	5°C~45°C (41°F~113°F) / -10°C~65°C (14°F~149°F)			
Software Features	Languages	English / 繁體中文 / 简体中文			
	Save & Load Waveform	Yes			
	Regular Waveform Generator	Synchronous / Asynchronous Counter, I ² C, MIPI I3C, MIPI RFFE, PMBus, PWM, SPI			
	Waveform Editing Interface	Waveform Drawing, Script File- DGV/ VCD/ CSV (MIPI I3C, MIPI RFFE)			
Device Dimension	L x W x H (mm ³)	270 x 175 x 55			
Weight	Device / Accessories	800g / 1850g			
	DG-pod / Event-pod / OE-pod	1 / 1 / 1	2 / 1 / 1	3 / 1 / 1	
Probe	Flying lead cable:				
	DG (DG)/Event (DG, Event)/OE (DG, OE)	4 / 2, 2 / 2, 1	8 / 2, 2 / 2, 1	12 / 2, 2 / 2, 1	
	Grippers	80	120	160	
DG-Probe/ OE-Probe	Channels	32 for DG / 24 for OE			
	Data Rate	400Mbps @Ch (Max.)			
	VoL	0V			
	VoH min. for DG-Probe	0.8Vpp @ <= 40Mbps, 1.2Vpp @ <= 300Mbps, 1.5Vpp @ <= 400Mbps			
	VoH min. for OE-Probe	1.1Vpp @ <= 50Mbps, 1.3Vpp @ <= 300Mbps, 1.5Vpp @ <= 400Mbps			
	VoH max.	5.0V			
	Minimum Pulse Width	2.5 ns			
	Impedance	CMOS with 20 Ω			
	Fan Out	20mA/ch			
	Output Enable	DG-Probe	2 Group O.E. (16ch/O.E. *2=32ch)		
		OE-Probe	1 Group O.E. + 8ch Independent O.E. (16ch+8ch=24ch)		
	Event-Probe	Channels	16 (DG) + 16 (Event) + 1 (Clock Input)		
		Frequency	200MHz (Max.)		
Operation		-1V~8V @ 0.1V Resolution			
Input Voltage (Non-destructive)		±15V DC+AC peak (Max.)			
Minimum Pulse Width		2.5 ns			
Sensitivity		~300mV			
Impedance		1M 5p			

© 2022 All right reserved. Acute Technology Inc., Acute and Acute logo is a registered trademark of Acute Technology Inc.

Packing List :

						<ul style="list-style-type: none"> · USB3.0 (1.8M) · BNC to MCX · Gripper · Adapter/ Power cord
DG3064B Device	DG3096B/ 3128B Device	DG-Pod	Event-Pod	OE-Pod	Flying lead cable	

Software and Manual Download links at: <http://www.acute.com.tw>